

TETRIS



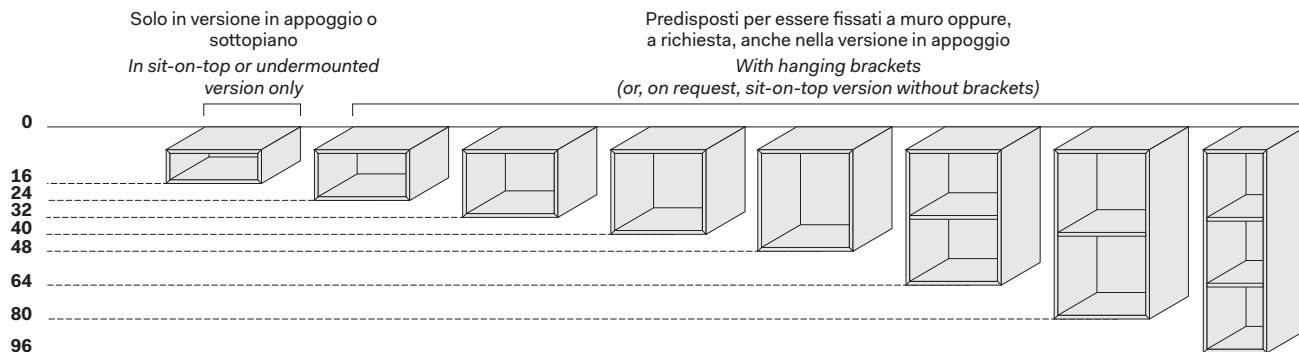
I box a giorno rastremati Tetris creano nuove composizioni modulari contenitive a parete.

The Tetris open boxes with tapered edges create new modular storage configurations for the wall.


TETRIS

Non sono possibili riduzioni a misura.
No reductions can be made.

ALTEZZE (in cm) HEIGHTS (cm)



PROFONDITÀ (in cm) DEPTHS (cm)



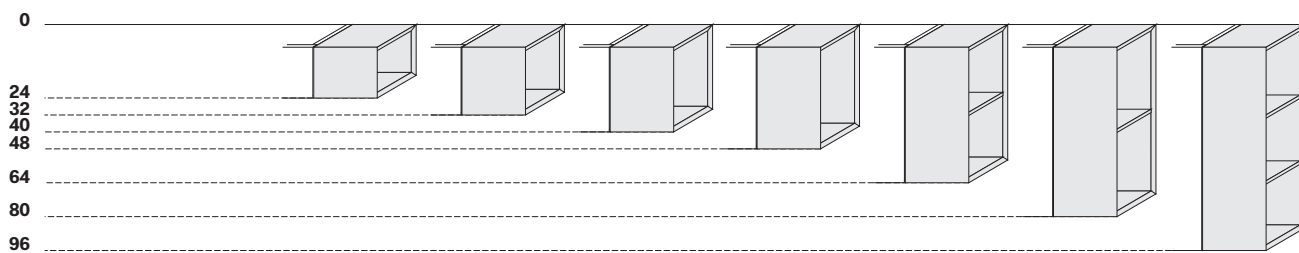
LARGHEZZE (in cm) WIDTHS (cm)

30	30	30	30	30	30	30	30	30
45	45	45	45	45	45	45	45	--
60	60	60	60	60	--	--	--	--
75	75	75	75	75	--	--	--	--
90	90	90	90	90	--	--	--	--

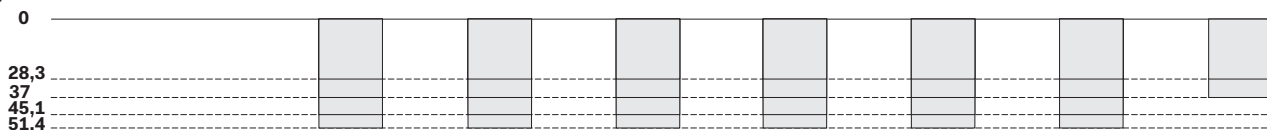
CONTENITORI LATERALI SIDE UNITS

Non sono possibili riduzioni a misura.
No reductions can be made.

ALTEZZE (in cm) HEIGHTS (cm)



PROFONDITÀ (in cm) DEPTHS (cm)



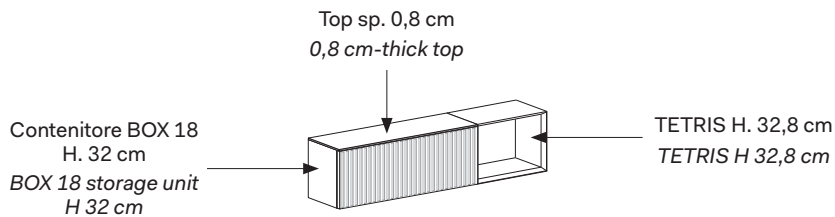
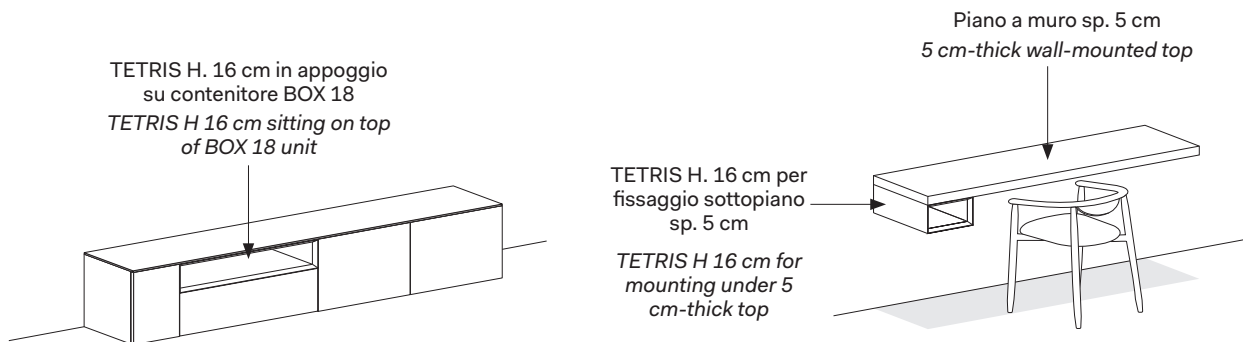
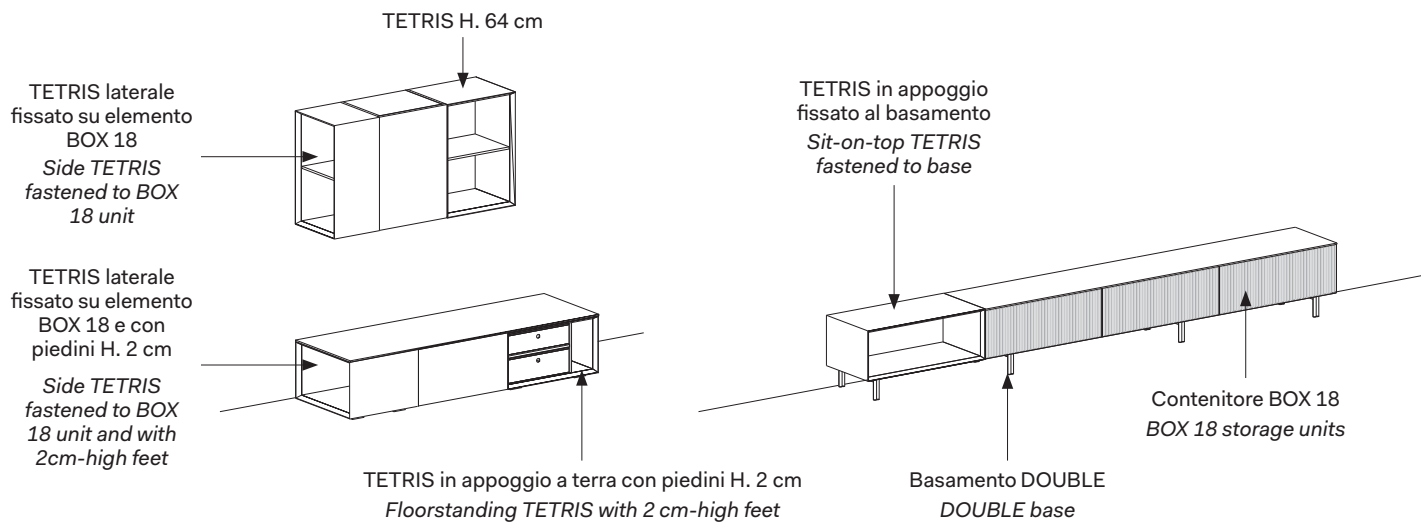
LARGHEZZE (in cm) WIDTHS (cm)

30	30	30	30	30	30	30	30
45	45	45	45	45	45	45	45

TETRIS

I contenitori TETRIS sono combinabili con i contenitori BOX 18, BOX 12 e OUTLINE.

TETRIS units interact perfectly with storage units from the BOX 18, BOX 12 and OUTLINE system.



TETRIS

ACCESSORI TETRIS TETRIS UNIT ACCESSORIES

PIEDINI H. 2 CM 2 CM-HEIGHT FEET

Finitura nero.
Black finish.

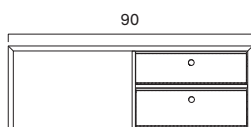
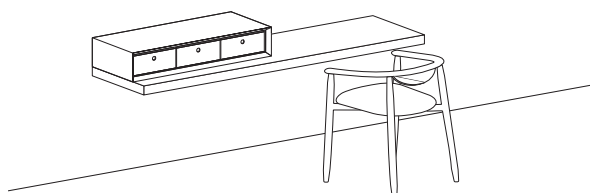


Consentono di appoggiare a terra dei contenitori TETRIS, mantenendo l'allineamento con i frontali dei contenitori BOX 18 o della libreria.

Allow TETRIS units to be set on the floor, keeping them lined up with the fronts of the BOX 18 storage units or of the side panel.

CASSETTI IN CUIOIO LEATHER DRAWERS

Adatti per essere inseriti nei vani dei contenitori TETRIS.
Suitable to be insert in TETRIS storage units.



Profondità Depth		Altezza Height	Larghezza Width
22,9 cm	Per prof. For depth	12 cm	12,7 cm
31,6 cm	Per prof. For depth	12 cm	28,2 cm
39,7 cm	Per prof. For depth	12 cm	40,8 cm
		14,4 cm	40,8 cm

TETRIS

ILLUMINAZIONE INTERNA PER TETRIS

INTERNAL LIGHTING FOR TETRIS

Luce LED sp. 0,6 cm fornita applicata ad incasso alla scocca dei contenitori.

LED lighting, 0,6 cm thick, comes with the lighting strip recessed into the storage unit carcass.

Luce LED orizzontale 24V 3000K

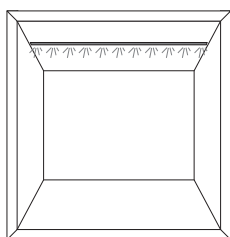
Horizontal 24V 3000K LED light

Disponibile solo per contenitori TETRIS H. 16/24/32/40/48 cm larghezza da 30 a 90 cm.

Available only for TETRIS units in 16/24/32/40/48 cm heights between 30 and 90 cm wide.

Da completare con trasformatori (vedi pag. 6).

To be finished off with transformers (see pag. 6).



Luce LED verticale 24V 3000K

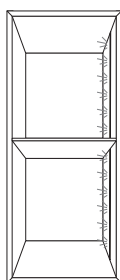
Vertical 24V 3000K LED light

Disponibile solo per i contenitori TETRIS H. 64/80/96 cm.

Available only for TETRIS units in 64/80/96 cm heights.

Da completare con trasformatori (vedi pag. 6).

To be finished off with transformers (see pag. 6).




TRASFORMATORE SMART SMART TRANSFORMER

Il trasformatore SMART può essere integrato con i moduli per il controllo remoto da applicazioni con tecnologia Bluetooth o Wi-Fi. Tramite le applicazioni dei moduli Bluetooth o Wi-Fi è possibile regolare l'intensità delle luci collegate al singolo trasformatore o a più trasformatori. Cavo 2 metri.


The SMART transformer can be integrated with modules for remote control via apps with Bluetooth or Wi-Fi technology. Via Bluetooth or Wi-Fi module apps, you can control the lighting level of lights connected to a single transformer or to a number of transformers. 2-metre cable.

Trasformatore SMART 15 W
15W SMART transformer




Sp. 1,6 L. 18,7 P. 4,9
Th 1,6 W 18,7 D 4,9
(max 4 luci LED)
(max. 4 LED lights)

Trasformatore SMART 30 W
30W SMART transformer



Sp. 1,6 L. 21,6 P. 6
Th 1,6 W 21,6 D 6
(max 6 luci LED)
(max. 6 LED lights)

Trasformatore SMART 60 W
60W SMART transformer



Sp. 1,7 L. 30,6 P. 7
Th 1,7 W 30,6 D 7
(max 6 luci LED)
(max. 6 LED lights)

I moduli opzionali Bluetooth e Wi-Fi vengono forniti con allegate istruzioni per il download delle relative applicazioni.

The optional Bluetooth and Wi-Fi modules come with instructions for downloading the relevant apps.



TETRIS

NOTE PER IL MONTAGGIO

ASSEMBLY NOTES

I contenitori vengono forniti già montati.

Storage units come ready assembled.

NOTE PER LA SICUREZZA

NOTES ON SAFETY

I contenitori pensili devono essere fissati con cura alla parete in muratura e non devono essere oggetto di carichi eccessivi.

Assicurarsi preventivamente che la parete sia idonea a sostenere il peso degli elementi pensili nelle condizioni di utilizzo del cliente.

Wall units must be fastened carefully to a masonry wall and must not be subjected to excessive loads. Make sure beforehand that the wall is strong enough to take the weight of wall units under the customer's normal conditions of use.

PORTATA MASSIMA TETRIS

LOAD CAPACITY OF TETRIS

L/W \ H.	16	24	32	32,8	40	48	64	80	96
30	kg 6	kg 6	kg 6	kg 6	kg 6	kg 6	kg 6	kg 6	kg 6
45	kg 6	kg 6	kg 6	kg 6	kg 6	kg 6	kg 6	kg 6	--
60	kg 6	kg 6	kg 6	kg 6	kg 6	--	--	--	--
75	kg 6	kg 6	kg 6	kg 6	kg 6	--	--	--	--
90	kg 6	kg 6	kg 6	kg 6	kg 6	--	--	--	--