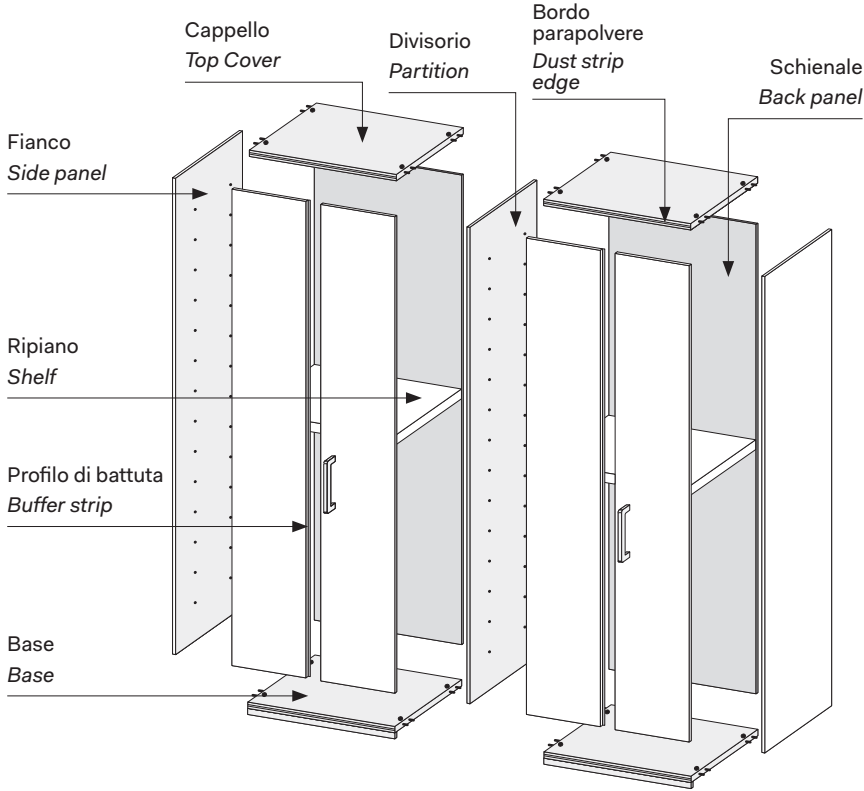


Wardrobe with PERRY doors

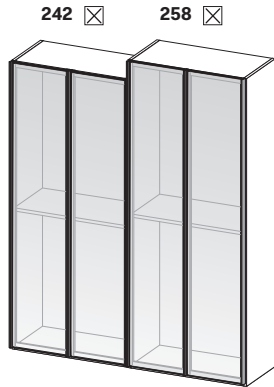
CARATTERISTICHE TECNICHE TECHNICAL FEATURES



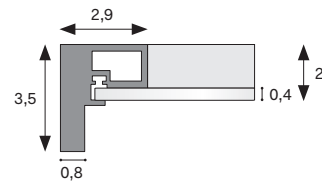
DOTAZIONE INTERNA STANDARD
PER VANO
STANDARD INTERIOR FITTINGS
PER MODULE

- 1 ripiano interno mobile
- 2 tubi appendiabiti
- 1 internal shelf
- 2 hanging rails

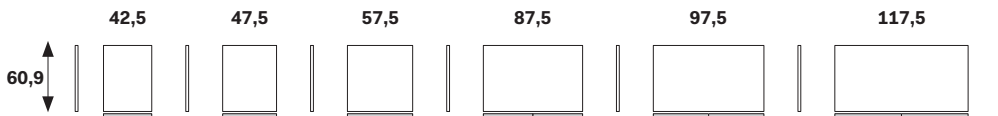
ALTEZZE HEIGHTS



SEZIONE ANTA DOOR SECTION



LARGHEZZE PROFONDITÀ WIDTHS DEPTH



BATTENTE HINGED



PIEGHEVOLE FOLDING

